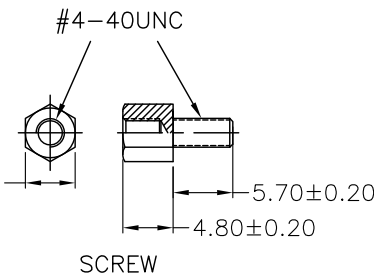
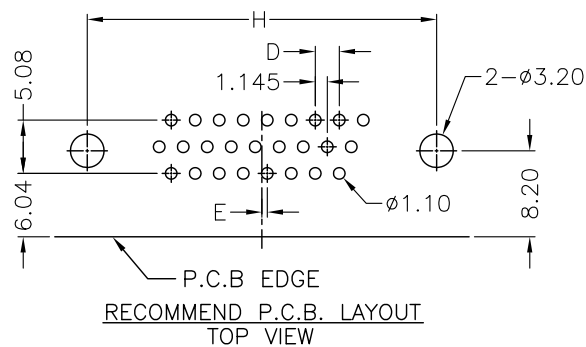
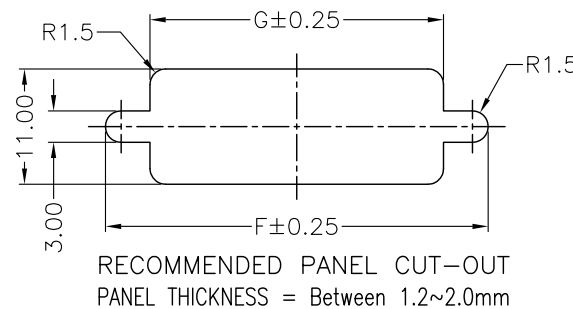
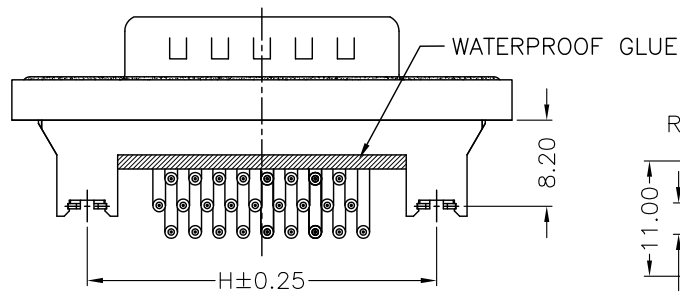
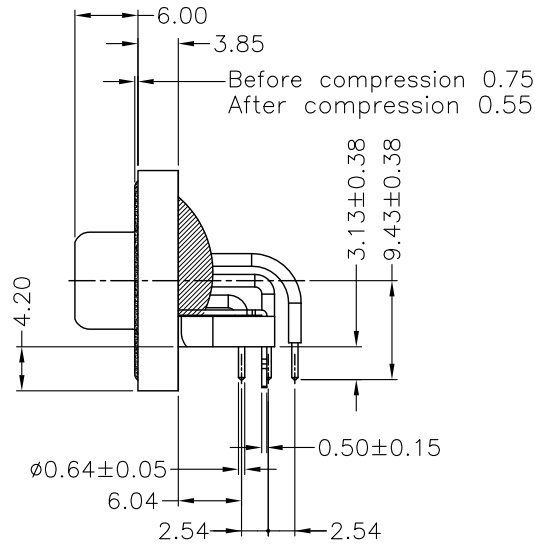
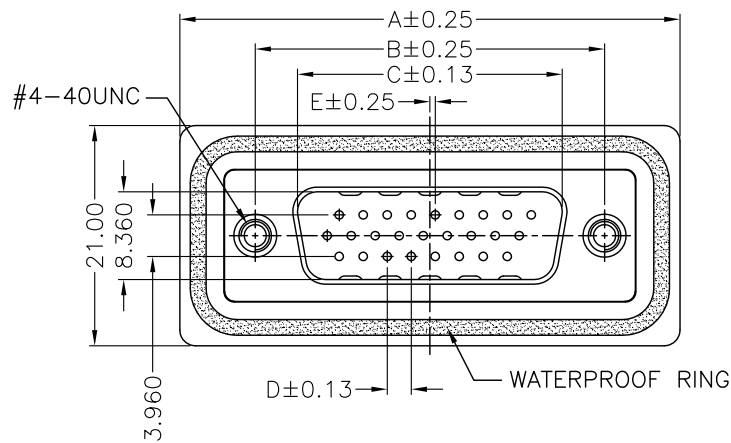


REV.	DESCRIPTION	DATE
1	PRELIMINARY	Sep. 20, 2018
2	WATERPROOF LEVEL	Oct. 05, 2018



**MATERIALS**

- HOUSING : P.B.T, (UL 94V-0), BLACK.
- TERMINAL : BRASS, GOLD FLASH PLATED OVER NICKEL
- SHELL : SPCC, NICKEL PLATING.
- BOARDLOCK : COPPER ALLOY, TIN PLATING.
- RIVET : COPPER ALLOY, NICKEL PLATING.
- WATERPROOF RING : SILICA GEL.
- WATERPROOF GLUE : EPOXY.
- SCREW : COPPER ALLOY, NICKEL PLATING.

**SPECIFICATION**

- CURRENT RATING : 5 AMP. MAX.
- RATING VOLTAGE : 250V AC MAX.
- DIELECTRIC WITHSTANDING VOLTAGE : 1000V AC R.M.S. FOR ONE MINUTE.
- INSULATION RESISTANCE : 5000M OHMS MIN.
- CONTACT RESISTANCE : 10m OHMS MAX.
- OPERATING TEMPERATURE : -55°C TO +85°C.
- WATERPROOF LEVEL : IP-X7
- SCREWING TORQUE : 3.0 Kgf./cm Max.

**PART NUMBER INFORMATION :**

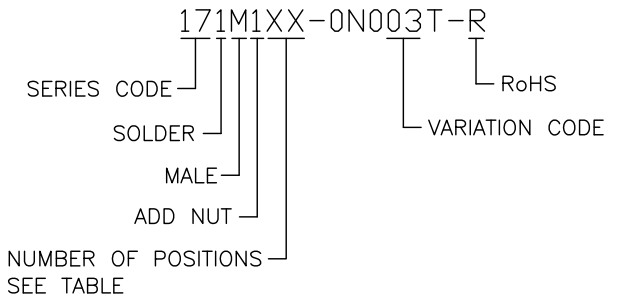


TABLE :

NO.	A	B	C	D	E	F	G	H	Mating Force	Unmating Force
15P	39.40	24.99	16.92	2.29	0.25	28.20	20.00	24.99	7.2 Kgf Max.	1.2 Kgf Min.
26P	47.70	33.32	25.25	2.29	0.51	36.50	28.00	33.32	12.7 Kgf Max.	2.1 Kgf Min.
44P	64.50	47.04	38.96	2.29	0.51	51.00	41.50	47.04	20.8 Kgf Max.	3.5 Kgf Min.
62P	77.80	63.50	55.42	2.41	0.58	67.50	58.00	63.50	28.9 Kgf Max.	4.8 Kgf Min.

TOLERANCE .0=± .00=±0.25 .000=±0.13 ANG.=±3°		DRAWER <i>NFOLE</i>		 <b>WWW.ASTRON.COM.TW</b> D-SUB MALE, R/A, WATERPROOF SOLDER TYPE
UNITS : mm		CHECK <i>ALAN</i>		
SCALE NONE SIZE A4		APP'D <i>ERJE</i>		
SHEET 1 OF 1		REV. 2		DRAW NO. 171M1XX-0N003T-R
07002				