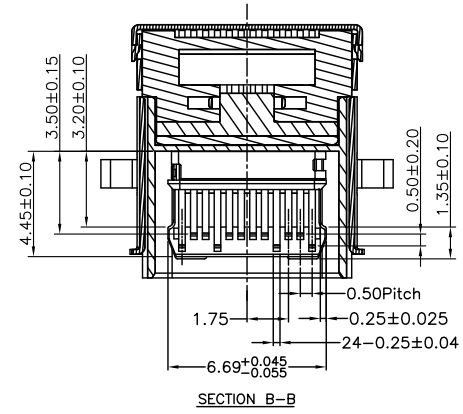
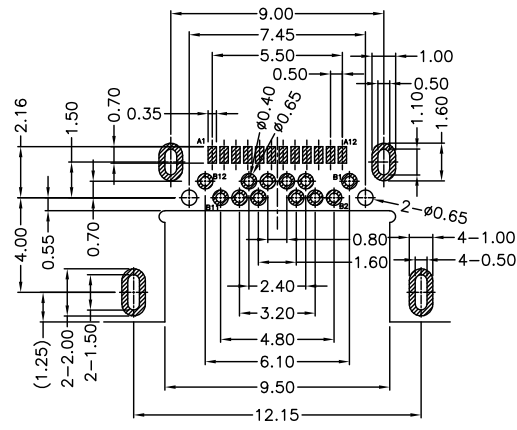
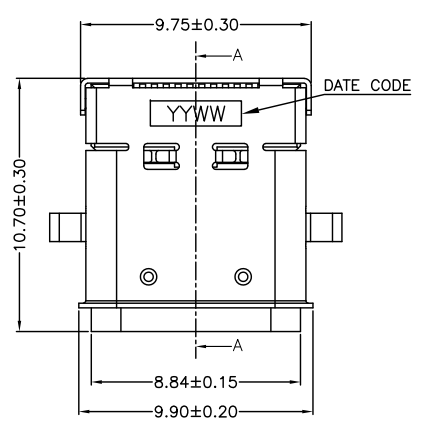


REV.	DESCRIPTION	DATE
A	RELEASE	Apr. 18, 2019
B	PACKAGE MODIFY	Nov. 14, 2019



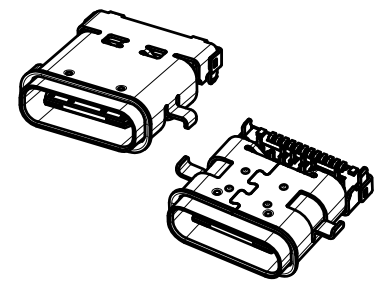
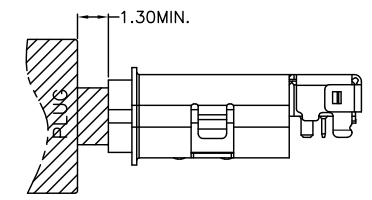
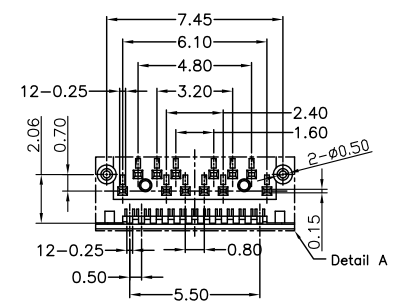
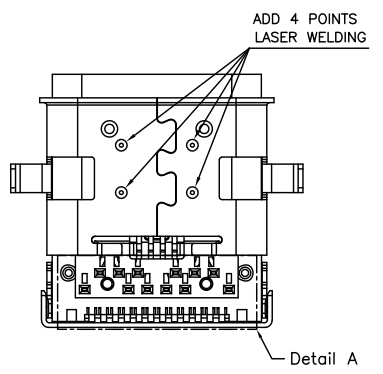
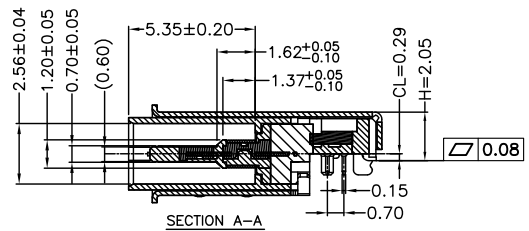
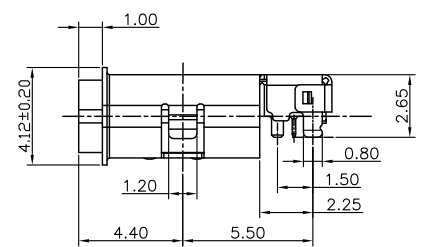
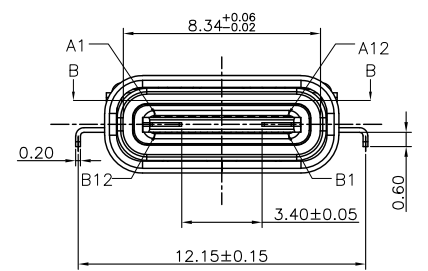
**MATERIALS**

- HOUSING : HI-TEMP. PLASTIC (UL 94V-0), BLACK.
- TERMINAL : COPPER ALLOY (t=0.15mm), GOLD PLATED ON CONTACT AREA, TIN PLATED ON SOLDER TAIL, NICKEL UNDERPLATED OVER ALL.
- INNER SHELL : STAINLESS STEEL (t=0.25mm).
- OUTER SHELL : STAINLESS STEEL (t=0.20mm), NICKEL PLATED.

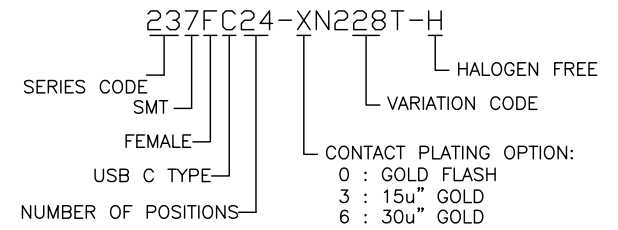
**SPECIFICATION**

- CURRENT RATING :  
5A MAX. for VBUS (A4,A9,B4,B9)  
1.25A MAX. for Vconn PIN(B5 of Plug)  
WITH RETURN PATH THROUGH THE CORRESPONDING GND PIN(A1,A12,B1,B12).  
0.25A MAX. for ALL OTHER PIN
- RATING VOLTAGE : 30V DC/AC
- DIELECTRIC WITHSTANDING VOLTAGE : 100V AC R.M.S. FOR ONE MINUTE.
- INSULATION RESISTANCE : 100M OHMS MIN.
- CONTACT RESISTANCE : 40m OHMS MAX.
- INSERTION FORCE : 5~20N
- EXTRACTION FORCE : 8~20N
- DURABILITY : 10,000 CYCLE.
- OPERATING TEMPERATURE : -40°C TO +85°C.
- WATERPROOF LEVEL : IP-X7

RECOMMEND P.C.B LAYOUT  
TOLERANCE : ±0.05 TOP VIEW



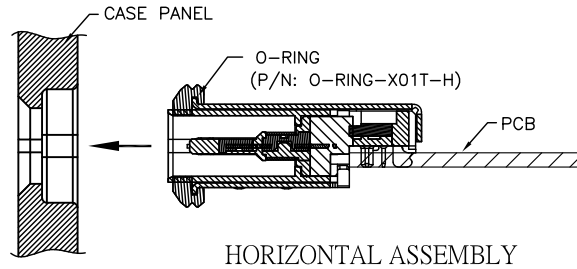
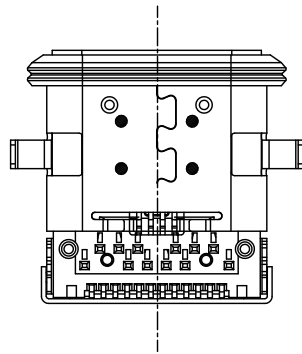
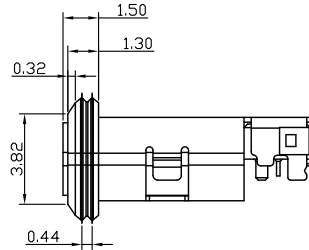
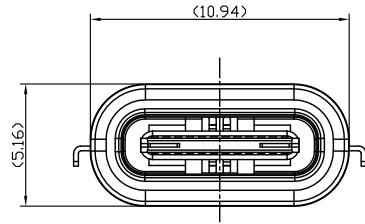
**PART NUMBER INFORMATION :**



GENERAL TOLERANCE		DRAWER <i>pg</i>		 <b>ASTRON TECHNOLOGY CORP.</b>	
DIM.	0. = ±X.XX .0 = ±0.30 .00 = ±0.20 .000 = ±0.10	CHECK <i>ERB</i>	APP'D <i>ALAN</i>		
ANG.	.0° = ±5° .00° = ±1°	PRODUCT SPEC.	USB 3.1 C TYPE FEMALE 24P SMT+DIP TYPE, WATERPROOF MID MOUNT TYPE		PART NO.
3rd ANGLE PROJECTION		CONFIDENTIAL		237FC24-XN228T-H	
UNITS : mm	SCALE NONE	SIZE A4	SHEET 1 OF 2	REV. B	C NO.

WITH WATERPROOF O-RING DRAW.

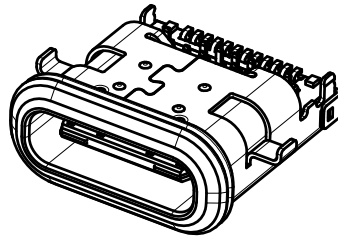
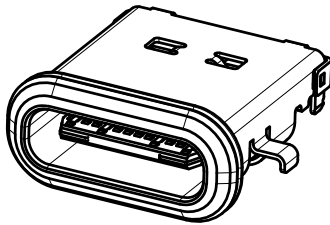
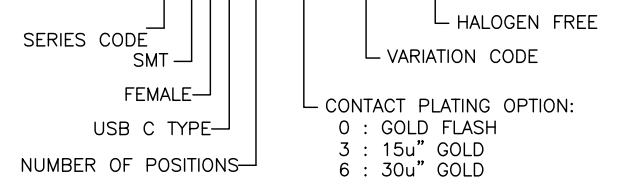
REV.	DESCRIPTION	DATE
A	RELEASE	Apr. 18, 2019
B	PACKAGE MODIFY	Nov. 14, 2019



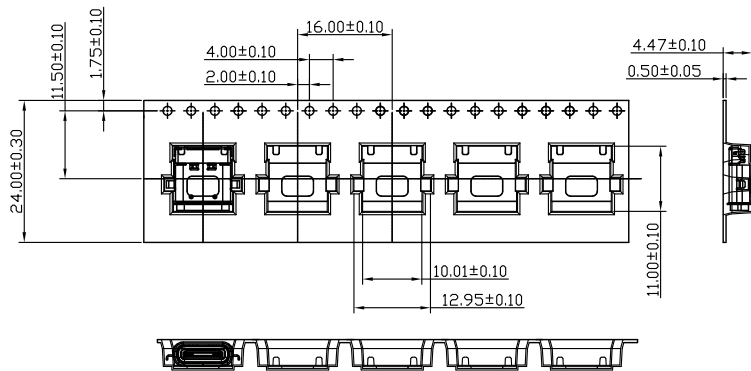
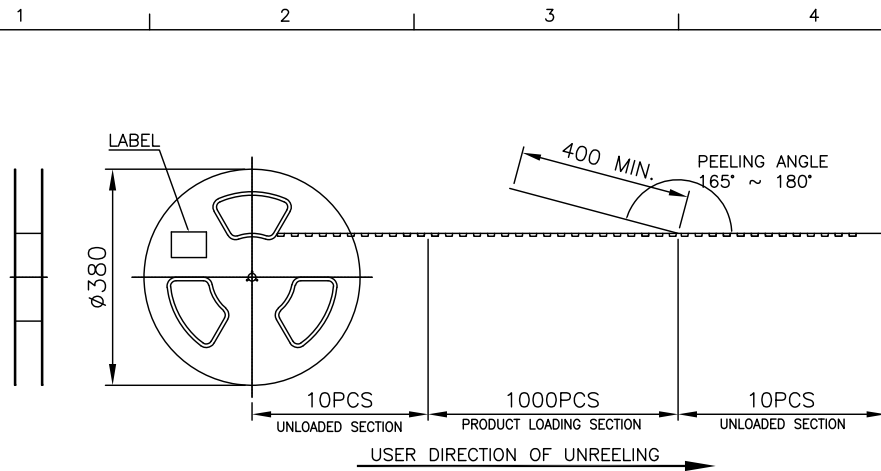
Pin	Signal Name	Mating Sequence	Pin	Signal Name	Mating Sequence
A1	GND	First	B12	GND	First
A2	SSTXp1	Second	B11	SSRXp1	Second
A3	SSTXn1	Second	B10	SSRXn1	Second
A4	Vbus	First	B9	Vbus	First
A5	CC1	Second	B8	SBU2	Second
A6	Dp1	Second	B7	Dn2	Second
A7	Dn1	Second	B6	Dp2	Second
A8	SBU1	Second	B5	CC2	Second
A9	Vbus	First	B4	Vbus	First
A10	SSRXn2	Second	B3	SSTXn2	Second
A11	SSRXp2	Second	B2	SSTXp2	Second
A12	GND	First	B1	GND	First
SHELL	GND		SHELL	GND	

PART NUMBER INFORMATION :

237FC24-XN228T-H

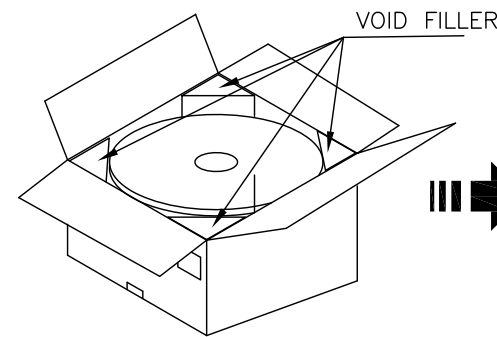
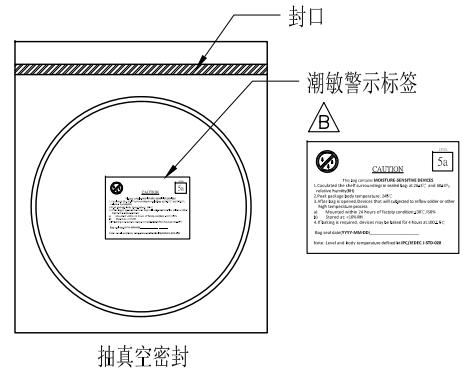
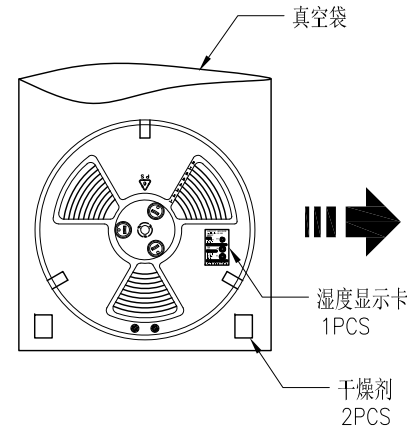
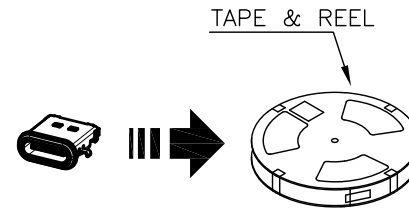


GENERAL TOLERANCE		DRAWER <i>pg</i>		<p><b>ASTRON TECHNOLOGY CORP.</b></p>	
DIM.	0. = ±X.XX	CHECK	<i>ERP</i>		NAME USB 3.1 C TYPE FEMALE 24P SMT+DIP TYPE, WATERPROOF MID MOUNT TYPE
	.0 = ±0.30	APP'D	<i>ALAN</i>		
	.00 = ±0.20	PRODUCT SPEC.	-	PART NO. 237FC24-XN228T-H	
	.000 = ±0.10	SCALE	NONE		C NO.
ANG.	.0° = ±5°	SIZE	A4		
	.00° = ±1°	SHEET	1 OF 2		
3rd ANGLE PROJECTION		REV.	B		
UNITS : mm					



### PACKAGE

1. SIZE :  
REEL :  $\phi 380 \times 24$  mm
2. QUANTITY :  
1000 PCS / REEL  
5 REEL / CARTON = 5,000 PCS
3. APPLICABLE DOCUMENTS : EIA-481-C



REV.	DESCRIPTION	DATE
A	RELEASE	Apr. 18, 2019
B	PACKAGE MODIFY	Nov. 14, 2019

GENERAL TOLERANCE		DRAWER <i>pg</i>		 <b>ASTRON TECHNOLOGY CORP.</b>	
DIM.	0. = $\pm X.XX$ .0 = $\pm 0.30$ .00 = $\pm 0.20$ .000 = $\pm 0.10$	CHECK <i>ERP</i>	APP'D <i>ALAN</i>		
ANG.	.0° = $\pm 5^\circ$ .00° = $\pm 1^\circ$	PACKAGE SPEC.	-	PART NO.	237FC24-XN228T-H
3rd ANGLE PROJECTION		CONFIDENTIAL		C NO.	
UNITS : mm	SCALE NONE	SIZE A4	SHEET 1 OF 2	REV. B	