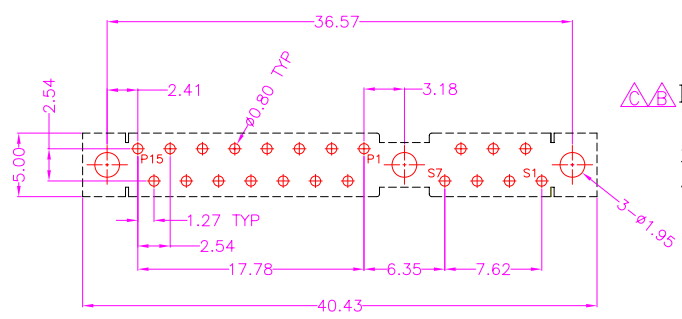
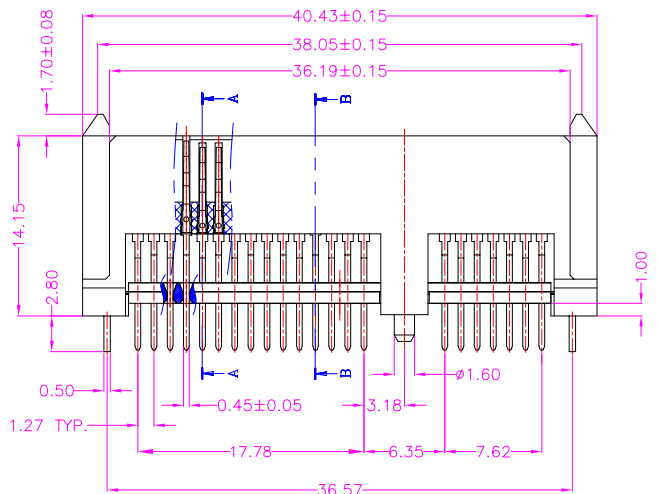
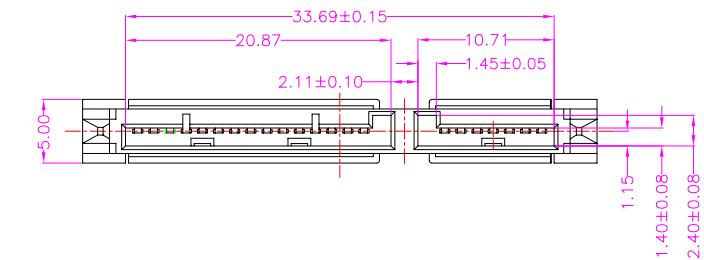
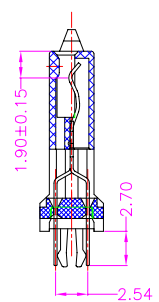
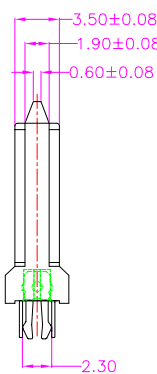


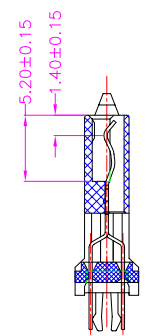
REV.	DESCRIPTION	DATE
A	RELEASE	Sep. 24, 2012
B	ADD. PACKAGE	Apr. 10, 2013
C	MODIFY PACKAGE	Oct. 16, 2017



RECOMMENDED P.C.B LAYOUT
TOP VIEW



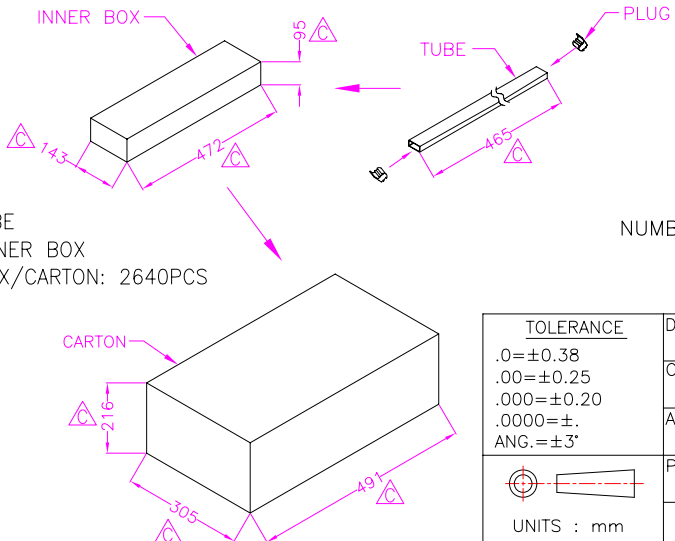
SECTION A-A



SECTION B-B

PACKAGE

- 11 PCS/TUBE
- 60 TUBE/INNER BOX
- 4 INNER BOX/CARTON: 2640PCS



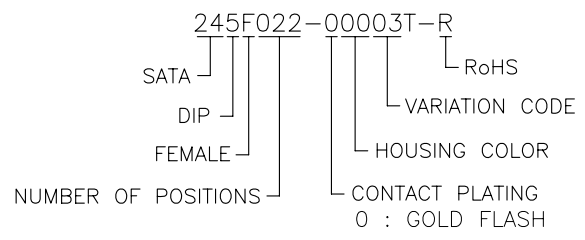
MATERIALS

1. HOUSING : L.C.P. (UL 94V-0) BLACK.
2. TERMINAL : PHOSPHOR BRONZE, GOLD FLASH PLATING ON CONTACT AREA, TIN PLATING ON SOLDER TAIL.
3. BOARDLOCK : BRASS, TIN PLATING.

SPECIFICATION

1. CURRENT RATING :1.5 Ampere Per Contact
2. DIELECTRIC WITHSTANDING VOLTAGE : 500V AC R.M.S. FOR ONE MINUTE.
3. INSULATION RESISTANCE : 1000M OHMS MIN.
4. CONTACT RESISTANCE : 30m OHMS MAX.
5. OPERATING TEMPERATURE : -55°C TO +85°C.
6. DURABILITY : 500 CYCLES.
7. MATING FORCE : 45N MAX.
8. UNMATING FORCE : 10N MIN.

PART NUMBER INFORMATION :



TOLERANCE		DRAWER		 WWW.ASTRON.COM.TW
.0=±0.38 .00=±0.25 .000=±0.20 .0000=±. ANG.=±3°		<i>JINJ</i> CHECK <i>NFOLE</i>		
 UNITS : mm		APP'D <i>ERF</i>		NAME SERIAL ATA CONNECTOR P.C.B. MOUNT VERTICAL, DIP TYPE 7+15P
SCALE NONE		PRODUCT SPEC. T-1195		DRAW NO. 245F022-00003T-R
SIZE A4		SHEET 1 OF 1		08001
		REV. C		