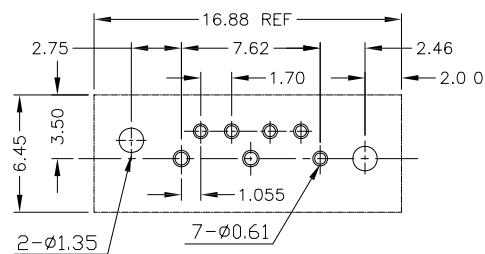
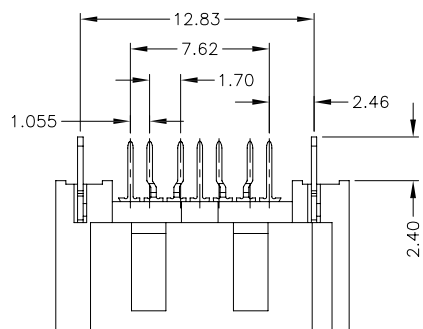
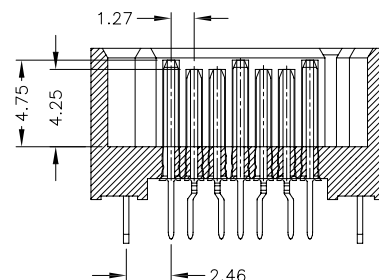
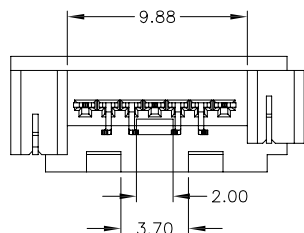
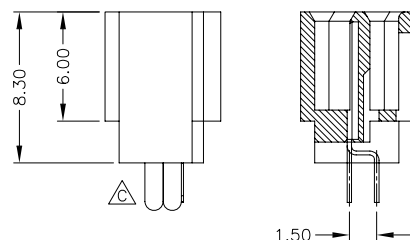
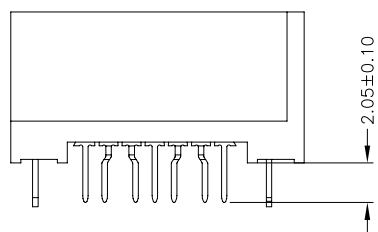
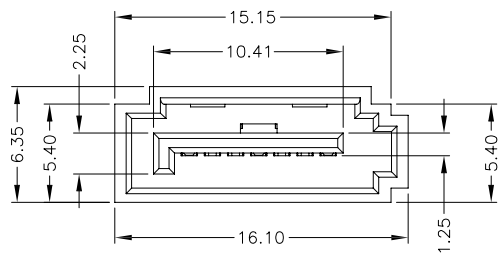


REV.	DESCRIPTION	DATE
A	RELEASE	Aug. 26, 2013
B	P/N MODIFY	Nov. 04, 2013
C	DRAW MODIFY	Nov. 19, 2013



RECOMMENDED P.C.B LAYOUT
TOP VIEW

MATERIALS

- HOUSING : THERMOPLASTIC (UL 94V-0).
- TERMINAL : BRASS (t=0.25mm),
GOLD PLATING ON CONTACT AREA,
100u" TIN PLATING ON SOLDER TAIL.
- BOARDLOCK : STEEL (t=0.30mm),
△ 100u" MATTE TIN PLATING.

SPECIFICATION

- DIELECTRIC WITHSTANDING VOLTAGE :
500V AC R.M.S. FOR ONE MINUTE.
- INSULATION RESISTANCE : 1000M OHMS MIN.
- CONTACT RESISTANCE : 30m OHMS MAX.
- RESISTANCE WAVE SOLDERING HEAT
265±5 °C FOR 5 SECONDS.

PART NUMBER INFORMATION :

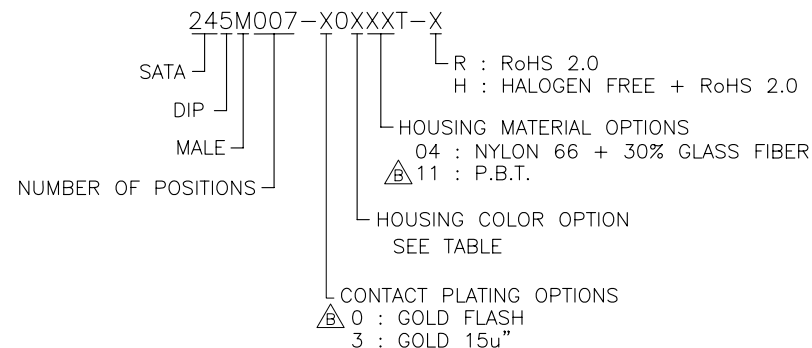


TABLE		TOLERANCE		DRAWER		NAME
NO.	COLOR	.0=±0.38	.00=±0.25	0	BLACK	
1	WHITE	.000=±.XXX	.0000=±.	1	BLUE 293C	
4	RED	ANG.=±3°		4	RED	DRAW NO. 245M007-X0XXXT-X
8	YELLOW			8	YELLOW	
C	LIGHT BLUE 291U			C	LIGHT BLUE 291U	DRAW NO. 245M007-X0XXXT-X
D	ORANGE			D	ORANGE	
E	GRAY 422U			E	GRAY 422U	DRAW NO. 245M007-X0XXXT-X
F	BEIGE			F	BEIGE	
		SCALE	SIZE	SHEET	REV.	
		NONE	A4	1 OF 1	C	

Astron
WWW.ASTRON.COM.TW

NAME
SERIAL ATA 3.0 CONNECTOR
7PIN DIP TYPE VERTICAL

DRAW NO.
245M007-X0XXXT-X

11021 F0007