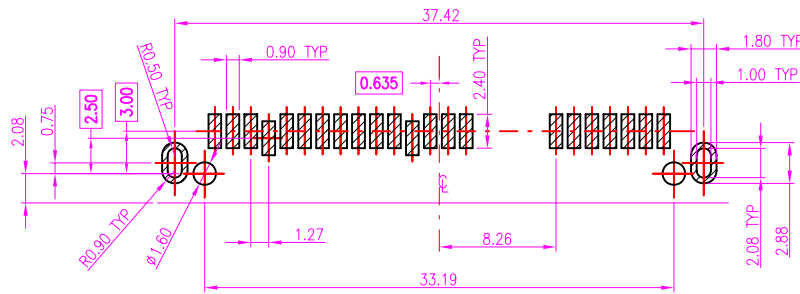
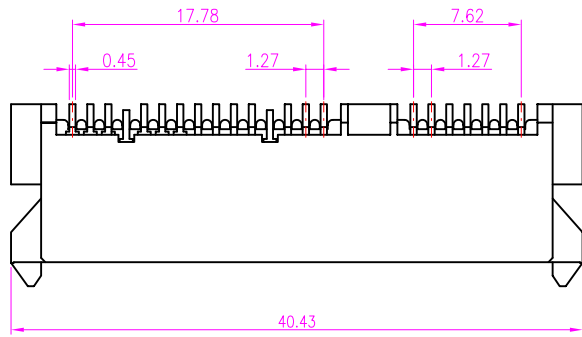
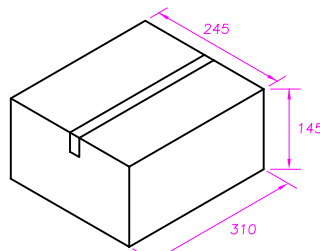
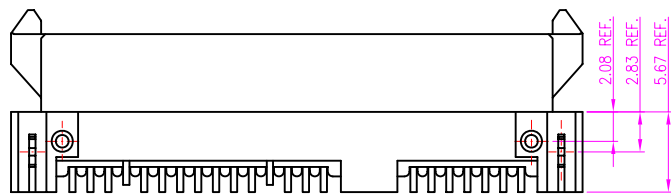
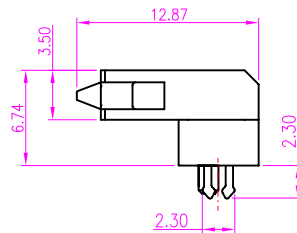
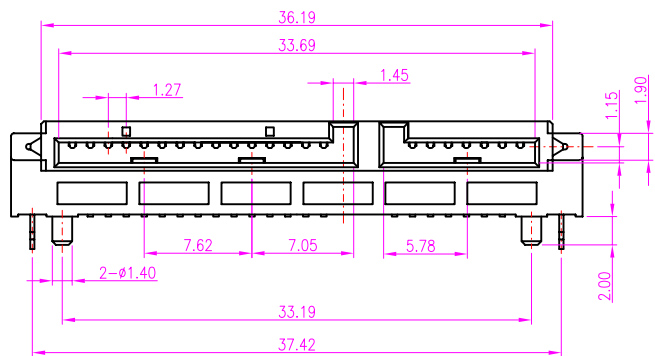


REV.	DESCRIPTION	DATE
A	RELEASE	Nov. 19, 2014

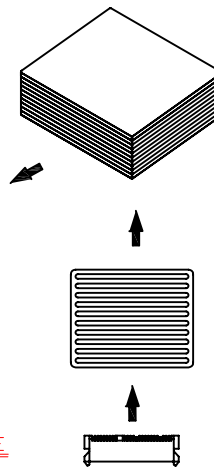


RECOMMENDED P.C.B. LAYOUT
TOP VIEW



QUANTITY :
1. 50PCS PER TRAY.
2. 40 TRAY PER CARTON.
(2000PCS PER CARTON)

PACKAGE



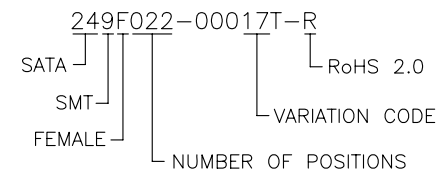
MATERIALS

- HOUSING : L.C.P. (UL 94V-0), BLACK.
- TERMINAL : PHOSPHOR BRONZE, GOLD FLASH PLATING ON CONTACT AREA, TIN PLATING ON SOLDER TAIL. NICKEL PLATING OVERALL.
- BOARDLOCK : BRASS, TIN PLATING ON SOLDER TAIL. NICKEL PLATING OVERALL.

SPECIFICATION

- CURRENT RATING : 1.5 AMP. PER CONTACT.
- DIELECTRIC WITHSTANDING VOLTAGE : 500V AC R.M.S. FOR ONE MINUTE.
- INSULATION RESISTANCE : 1000M OHMS MIN.
- CONTACT RESISTANCE : 30m OHMS MAX.
- OPERATING TEMPERATURE : -40°C TO +105°C.
- DURABILITY : 500 CYCLES.
- MATING FORCE : 45N MAX.
- UNMATING FORCE : 10N MIN.

PART NUMBER INFORMATION :



TOLERANCE .0=±0.38 .00=±0.25 .000=±. .0000=±. ANG.=±3°		DRAWER <i>JANPEE</i>		 WWW.ASTRON.COM.TW
UNITS : mm		CHECK <i>JINJ</i>		
SCALE NONE		APP'D <i>ERJE</i>		NAME SERIAL ATA 7+15P CONNECTOR P.C.B. MOUNT, SMT TYPE
SIZE A4		PRODUCT SPEC. —		DRAW NO. 249F022-00017T-R
SHEET 1 OF 1		T-1417		
REV. A		SCALE NONE		08031