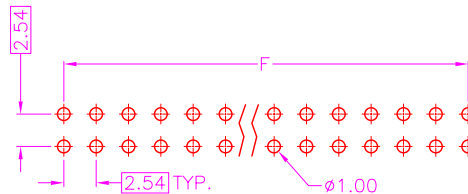
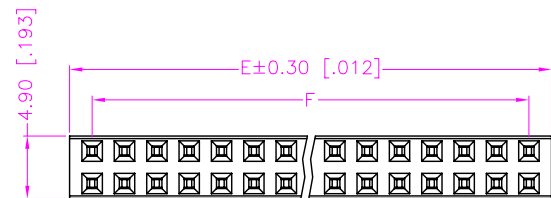
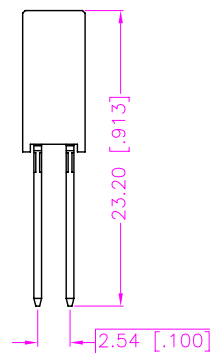
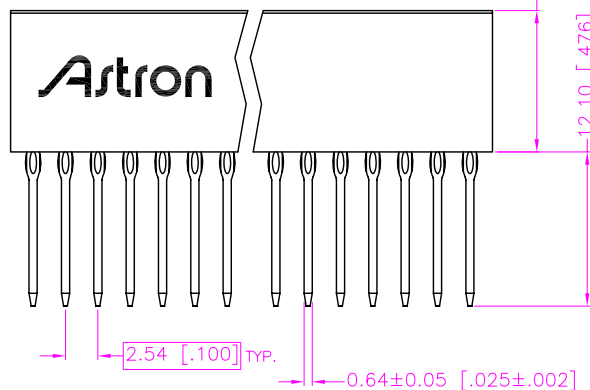


REV.	DESCRIPTION	DATE
A	RELEASE	Sep. 17, 2003
B	DRAW MODIFY	Sep. 04, 2004
C	DRAW MODIFY	Oct. 21, 2004
D	DRAW MODIFY	Sep. 04, 2004
E	RoHS MODIFY	Feb. 04, 2005
F	DRAW MODIFY	Jan. 24, 2007
G	DRAW MODIFY	Jul. 25, 2007



$E = (\text{NO. OF POSITION PER ROW}) \times 2.54 + 1.02$
 $(\text{NO. OF POSITION PER ROW}) \times 1.00 + .040$
 $F = (\text{NO. OF POSITION PER ROW} - 1) \times 2.54$
 $(\text{NO. OF POSITION PER ROW} - 1) \times 1.00$
 $G = (\text{NO. OF POSITION PER ROW}) \times 2.54$
 $(\text{NO. OF POSITION PER ROW}) \times 1.00$

RECOMMEND P.C.B. LAYOUT
TOP VIEW



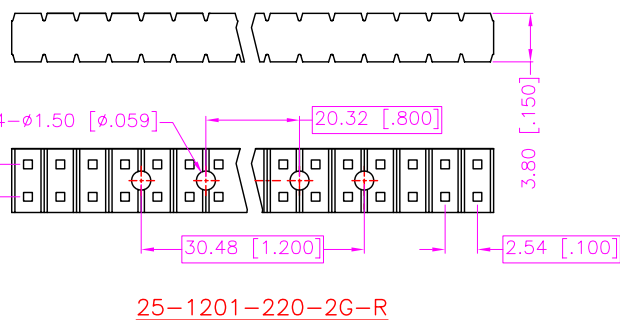
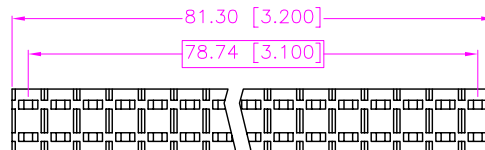
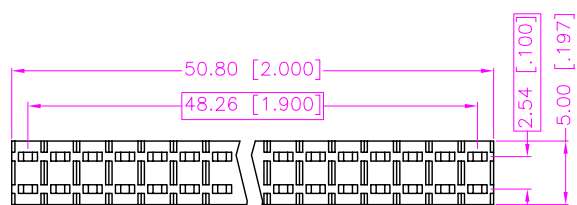
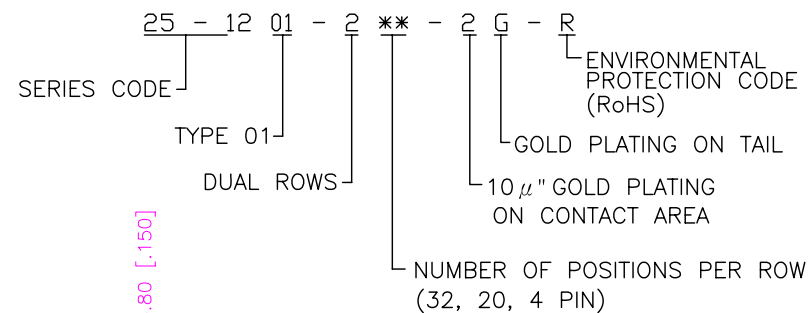
MATERIALS

1. HOUSING : P.P.S (UL 94V-0), BLACK.
2. TERMINAL : PHOSPHOR BRONZE. (t=0.60mm)
3. STRIP : P.P.S, BLACK.

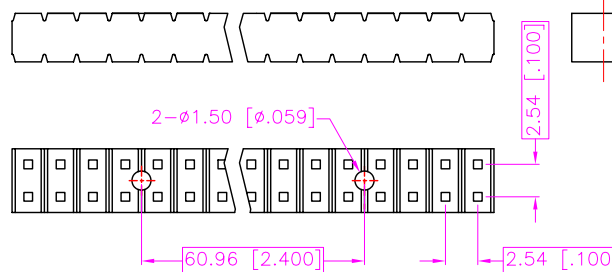
SPECIFICATION

1. CURRENT RATING : 1 AMP. MAX.
2. DIELECTRIC WITHSTANDING VOLTAGE : 1000V AC R.M.S. FOR ONE MINUTE.
3. INSULATION RESISTANCE : 5000M OHMS MIN. AT 1000V DC.
4. CONTACT RESISTANCE : 30m OHMS MAX.
5. OPERATING TEMPERATURE : -40°C TO +85°C.

ORDER INFORMATION :



25-1201-220-2G-R



25-1201-232-2G-R

TOLERANCE .0=±0.30 [0.012] .00=±0.20 [0.008] .000=±.XXX .0000=±. ANG.=±3°		DRAWER <i>JNY</i> CHECK <i>JANPE</i> APP'D <i>ERB</i>	 WWW.ASTRON.COM.TW NAME POST HEADER RECEPTACLE 2.54mm PITCH, P.C.B. MOUNT PRESS FIT TYPE
UNITS : mm [inch] SCALE NONE SIZE A4	PRODUCT SPEC. C349-1001 C349-1002	DRAW NO. C25-1201-2XX-2G-R 10018	
SHEET 1 OF 1 REV. G			