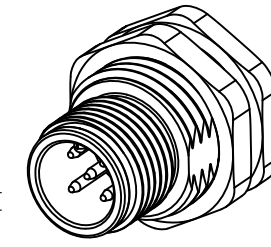
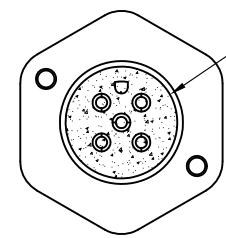
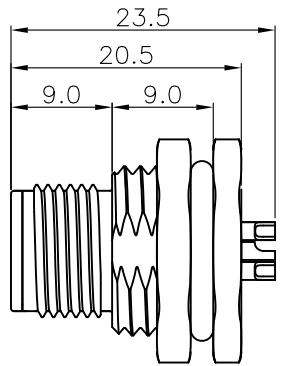
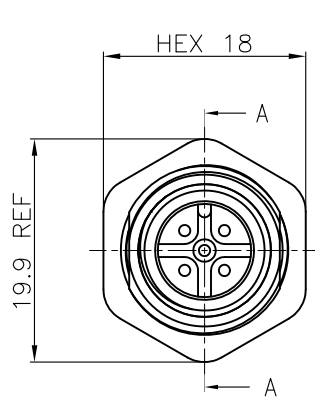




REV.	DESCRIPTION	DATE
1	PRELIMINARY	JUL. 19, 2019
2	MODIFY	Sep. 04, 2019



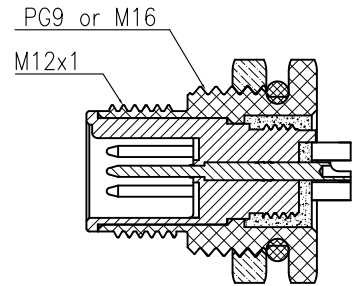
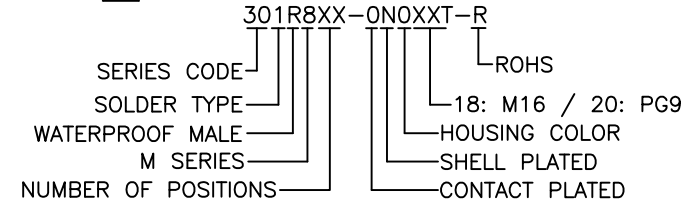
MATERIALS

1. HOUSING : NYLON 66 (UL 94V-0), BLACK.
2. TERMINAL : COPPER ALLOY, GOLD FLASH PLATED.
3. SHELL : COPPER ALLOY, NICKEL PLATED.
4. O-RING : SILICA GEL, RED.
5. NUT : COPPER ALLOY, NICKEL PLATED.(PG9 or M16)

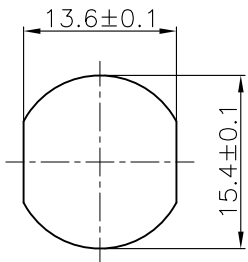
SPECIFICATION

1. CURRENT RATING : 5A FOR 2~5 PIN, 2A FOR 8 PIN.
2. VOLTAGE RATING : 60V AC/DC.
3. CONTACT RESISTANCE : 5mΩ MAX.
4. INSULATION RESISTANCE : 100MΩ MIN.
5. DIELECTRIC WITHSTANDING VOLTAGE : 500V AC/MINUTE.
6. OPERATING TEMPERATURE : -40°C TO +100°C.
7. DURABILITY : 500 CYCLES.
8. WATERPROOF RATE : IP-67.

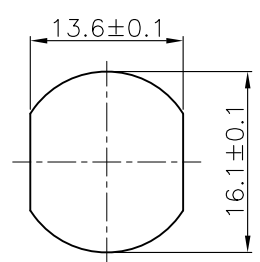
△ PART NUMBER INFORMATION :



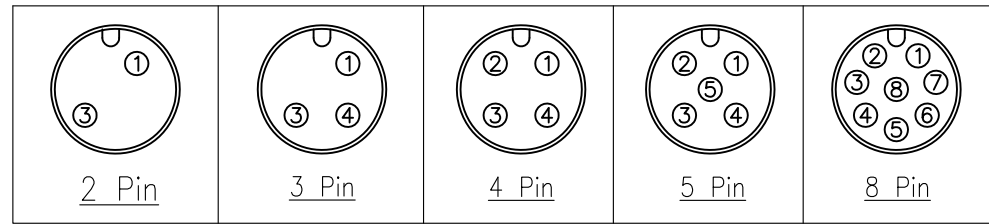
Section A-A



PG9 Recommended Panel CUT-Out Thickness 4.0 Max.



M16 Recommended Panel CUT-Out Thickness 4.0 Max.



Pin Assignments Front View

GENERAL TOLERANCE		DRAWER	 ASTRON TECHNOLOGY CORP.	
DIM.	0. = ±X.XX .0 = ±0.20 .00 = ±0.15 .000 = ±0.10	CHECK		
ANG.	0.° = ±3' .0° = ±1'	APP'D	M12 CONNECTOR/A CODE PLUG FRONT FASTENED SOLDER TYPE	
3rd ANGLE PROJECTION		PRODUCT SPEC.	PART NO.	
UNITS : mm [inch]		SCALE	301R8XX-0N018(20)T-R	
SCALE	SIZE	SHEET	C NO.	
NONE	A4	1 OF 1	20001	
		REV.		
		2		